



# Getting Started With Canvas



## **Web-Enhanced Courses**

***(Technology is used to support instruction instead of being the main source of course delivery.)***

- Post information
- Deliver content
- Provide learning resources
- Foster student interaction outside the classroom



# Hybrid Courses

Hybrid classes are defined as classes in which some class hours are taught on site and some are taught online.



## Online Courses

**Online classes** are classes in which students complete all of their coursework via the LMS (Canvas).



# Why should I consider a web-enhanced course?

Web-enhanced courses — especially ones that use a **Learning Management System (LMS)** like **Canvas** —

- Give students greater control over their learning.
- Students have more chances to review course content and practice what they have learned with online assessments.
- Calendar functions in the LMS and announcements also encourage students to set and assess their personal learning goals on a weekly basis (Cennamo, Ross, and Rogers 33).

## What are the benefits of a web-enhanced course?

- **Students are more motivated** when they have responsibility for their own learning.
- **Students who learn at different paces** can either preview or review materials at their own leisure.
- Online learning **accommodates a variety of learning styles**.
- Students have **increased opportunities for interaction** both inside and outside the classroom.
- Instructors know their students better and are therefore more able to evaluate students' progress.
- **Shy students may feel more comfortable** about contributing to discussions when they are online.
- The access to a **wider range of media options** allows for more complex and deeper discussions of course content.
- **More class time can be spent interacting with students** and the content instead of lecturing.

# What parts of my course can I web-enhance?

Once you are more familiar with the current LMS and online learning, think about which of the following 4 components of online courses you would like to use to supplement your course (Schmidt 2-5):

<b>ADMINISTRATIVE</b> Organize & Manage	<p>Any aspect of a web-enhanced course that makes it easier to organize and manage information about students and assignments.</p> <p>Some examples include: online gradebooks, calendar features and announcements.</p>
<b>ASSESSMENT</b> Evaluate & Assess	<p>Any aspect of a web-enhanced course that evaluates student learning.</p> <p>The most common example is online objectives tests and quizzes. Other examples can include collaborative or authentic assessments such as: wikis, blogs and discussion posts.</p>
<b>CONTENT DELIVERY</b> Content & Media	<p>Any aspect of a web-enhanced course that furnishes course subject matter to students.</p> <p>This could be used to supplement in-class materials with various multimedia tools as well as be the main source of information needed for in-class discussions.</p>
<b>COMMUNITY</b> Added interaction opportunities	<p>Any aspect of a web-enhanced course where students and the instructor interact with one another.</p> <p>Tools include: synchronous chat, discussion boards, and web-conferencing.</p>

# Flipping Your Class

Another great reason to web-enhance your classes is to really take advantage of and maximize the face-to-face class (f2f) time you have with your students!

- \* Deliver content through videos and short 4-5 minute mini-lectures and quizzes/self-assessments via Canvas
- \* Gives you more time in your f2f class to help students who may need more support with key concepts.
- \* You can use in class time more effectively since the students are familiar with the content when they arrive in class.

Some useful Flipping tips:

- Students need to have **access to the internet** and technology.
- The **content** you find or create **is short and meaningful**.
- You include a way to **ensure that students have accessed & viewed** the content (through a short quiz or online discussion).
- You are comfortable using **student-centered teaching methods & approaches in your f2f classes** (structured group work, in-class discussions, and collaborative projects).

# How do I get started with web-enhanced courses?

Here are some suggestions for getting started:

- **Take an online course yourself.** By participating as a student, you can get a better idea about what students will experience, as well as understand how **course content**, **assessments** and **discussions** are structured. (MOOC's are great for this!)
- **Take a training class in teaching online**, such as Lynda.com or the [@One Project's Introduction to Online Teaching and Learning](#) class.
- **Try out CANVAS** before taking your web-enhanced components live. You can request a demo course shell in our GCC environment to just get used to using Canvas.

A MOOC is a Massive Open Online Course, a free online course offered by major universities and organizations. EdX, Coursera and Khan Academy are a few....

# What resources are available for me to learn more about CANVAS and web-enhanced classes?

Step by step help and more!

<https://www.glendale.edu/class-schedule/distance-education-classes/de-faculty-center/canvas>

Lynda.com and more! <https://prolearningnetwork.cccco.edu/learn/>

Professional Development Resources <https://prolearningnetwork.cccco.edu/search-resources/>

Your student help page

<https://www.glendale.edu/class-schedule/distance-education-classes/canvas>

@One <http://www.onefortraining.org/>



**Glendale Community College  
Verdugo Campus**

1500 North Verdugo Road  
Glendale, California 91208  
Tel: (818) 240-1000




**Garfield Campus  
Continuing Education**

1122 East Garfield Avenue  
Glendale, California 91205  
Tel: (818) 240-1000, ext. 5678



**Community Services  
Education**

1122 East Garfield Avenue  
Glendale, California 91205  
Tel: (818) 240-1000, ext. 5015



**Professional Development  
Center**

2340 Honolulu Avenue  
Montrose, California 91020  
Tel: (818) 957-0024



**Resources**

- Faculty & Staff

**The College**

- Donate to GCC

**Safety Information**

- College Police

To navigate to Canvas, go to the Faculty and Staff link at the bottom of the main GCC webpage

- [APPLY](#)
- [ACADEMICS](#)
- [STUDENTS](#)
- [CLASS SCHEDULE](#)
- [FINANCIAL AID & FEES](#)
- [ABOUT GCC](#)

[ABOUT GCC](#) >

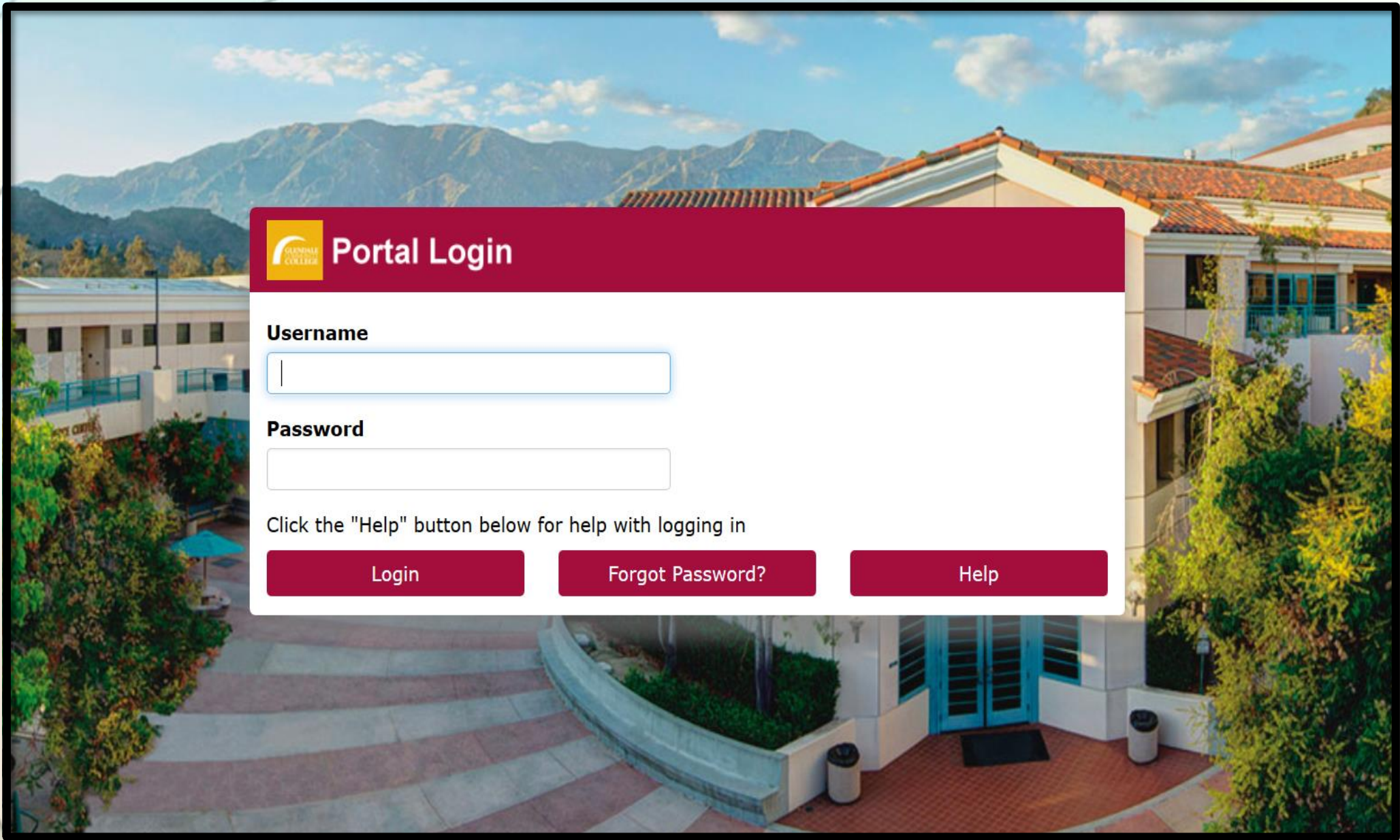
## Faculty & Staff

### Technology Resources



### Administrative Offices

- [Administrative Services](#)
- [Human Resources](#)
- [Information Technology Services](#)
- [Program Review](#)
- [Research & Planning](#)



You would log in with your Glendale email info. If you forgot your Glendale email password, you would have to contact the IT helpdesk.



# Single Sign-On Portal

Logged in as: `GCCD\clantz` | [Log Out](#)

[Manage Your Account Settings](#)

[SAML SSO](#)

[Password-based SSO](#)

Size:



[Canvas](#)



[eLumen](#)





Account



Admin



Dashboard



Courses



Calendar



Inbox



Commons



Help

**Canvas Training**  
Canvas







**Course Template demo 3**  
0000

**Course Template demo 3Copy**  
0000

**Course Template Model Business**  
0000

**Demo 8 11 17**  
Demo 8



**demo template PCC**  
demo

Your classes will appear as cards in the Dashboard section. Don't forget to unhide your course by publishing it.

my > Modules

View Progress + Module

Import from Commons  
 Choose Home Page  
 View Course Stream  
 New Announcement  
 View Course Analytics

To Do  
 2 Grade VeriCite test  
 100 points • No Due Date

Coming Up [View Calendar](#)  
 Nothing for the next week

Recent Feedback  
 Nothing for now

Home  
 Announcements  
 Assignments  
 Discussions  
 Grades  
 People  
 Pages  
 Files  
 Syllabus  
 Outcomes  
 Quizzes  
 Modules  
 Conferences  
 Collaborations  
 Chat  
 Attendance  
 GCC Library  
 GCC Library  
 Badges  
 Google Drive  
 CCCConfer  
 ConferZoom  
 Settings

▼ Week One

- Online Course Welcome Letter Fall 2017.docx
- assignment 1  
20 pts
- Learning Canvas 2016  
0 pts
- All Badges
- Record Breaking temps
- Badge: Badge of awesomeness
- week 2 reading assignments
- A-Model-Log1-Book-Win17.pdf
- Badge: New Badge

▼ Week Two

- Learning Canvas 2016  
0 pts
- week 2 reading assignments

Inside the course may look like this. Each little green cloud represents an opportunity to hide that module or item.

# GCC Canvas Resource page

<https://www.glendale.edu/class-schedule/distance-education-classes/de-faculty-center/canvas>

The 24/7 phone help 1-844-600-4951

Walk in help (appointment is good)

<https://www.glendale.edu/class-schedule/distance-education-classes/contact>



Let's go into  
Canvas and  
have a look!



**If you need help, please contact the Instructional Technology Help Desk  
for 24/7 assistance @  
818-240-1000 ext. 3457**

**Email: Connie at [clantz@glendale.edu](mailto:clantz@glendale.edu)  
(Or drop in SF 101)**

**and**

**Email: Daniele Ingrao at [dingrao@glendale.edu](mailto:dingrao@glendale.edu)  
(drop in AD 145 from 2pm to 7pm)**

**Lots of Canvas tutorials here:**

**<http://www.glendale.edu/class-schedule/distance-education-classes/de-faculty-center/canvas>**