


Importing Your Course Materials in Moodle 2.7


The ***EASY*** way to move your course materials from a previous course to a new empty course.

(Note: This is for the Moodle courses on the new server ... last summer to now)

GCC You are logged in as [Connie Lantz](#) (Log out)




Online Learning Resources

powered by 

Home ▶ My courses ▶ Staff Development ▶ Demo Course - Test 1-7-16 C. Lantz Turn editing on

NAVIGATION

- Home
 - My home
 - My profile
 - Current course
 - My courses

 [News forum](#)

8 January - 14 January

15 January - 21 January

22 January - 28 January

29 January - 4 February


5 February - 11 February

12 February - 18 February

19 February - 25 February

26 February - 3 March

SEARCH FORUMS

[Advanced search](#) 

LATEST NEWS

[Add a new topic...](#)

(No news has been posted yet)

UPCOMING EVENTS

There are no upcoming events

[Go to calendar...](#)

[New event...](#)









RECENT ACTIVITY

Activity since Thursday, 7 January 2016, 1:22 PM

[Full report of recent activity...](#)

No recent activity

ADMINISTRATION

- Course administration
 -  Turn editing on
 -  Edit settings
 -  Course completion
 - Users
 -  Unenrol me from Demo Course - Test 1-7-16 C. Lantz
 - Filters
 - Reports
 - Grades
 - Outcomes
 - Badges
 -  Backup
 -  Restore
 -  Import
 -  Publish
 - Reset
 - Question bank
- Switch role to

To begin, you would go to your empty course and open it. In the administration block on the left hand side of the page, you would select "Import".



Online Learning Resources

powered by **moodle**

[Home](#) ▶ [My courses](#) ▶ [Staff Development](#) ▶ [Demo Course - Test 1-7-16 C. Lantz](#) ▶ [Import](#)

NAVIGATION

Home

- My home
- My profile
- Current course
 - Demo Course - Test 1-7-16 C. Lantz**
 - Participants
 - Badges
- My courses

ADMINISTRATION

- Course administration
 - Turn editing on
 - Edit settings
 - Course completion
 - Users
 - Unenrol me from Demo Course - Test 1-7-16 C. Lantz
 - Filters
 - Reports
 - Grades
 - Outcomes
 - Badges
 - Backup
 - Restore
 - Import**
 - Publish
 - Reset

Find a course to import data from:

Select a course Total courses: 10

	Course short name	Course full name
<input type="radio"/>	Demo Course - Test 1-7-16 C. Lantz	Demo Course - Test 1-7-16 C. Lantz
<input type="radio"/>	test Andragogy to Cybergogy: Applied Theory and Practice Lantz	test Andragogy to Cybergogy: Applied Theory and Practice Lantz
<input type="radio"/>	test Pedagogy to Andragogy	test Pedagogy to Andragogy: Applied Learning Theory Lantz
<input type="radio"/>	Test Student Orientation clantz	Test Student Orientation clantz
<input type="radio"/>	C Lantz Demo Course 5	C Lantz Demo Course 5
<input type="radio"/>	C Lantz Demo Course 4	C Lantz Demo Course 4
<input type="radio"/>	C Lantz Demo Course 3	C Lantz Demo Course 3
<input type="radio"/>	C Lantz Demo Course 2	C Lantz Demo Course 2
<input type="radio"/>	C Lantz Demo Course 1	C Lantz Demo Course 1
<input type="radio"/>	Test Course - Connie Lantz	Test Course - Connie Lantz



You should see all the courses in which you are the instructor of record. If you don't see the course, put the ticket number or your name in the search field. Once you have clicked the radio button next to the course that holds the materials you are moving, click the "Continue" button.



Home ▶ My courses ▶ Staff Development ▶ Demo Course - Test 1-7-16 C. Lantz ▶ Import

NAVIGATION

Home

- My home
- My profile
- Current course
 - Demo Course - Test 1-7-16 C. Lantz
 - Participants
 - Badges
- My courses

ADMINISTRATION

- Course administration
 - Turn editing on
 - Edit settings
 - Course completion
 - Users
 - Unenrol me from Demo Course - Test 1-7-16 C. Lantz
 - Filters
 - Reports
 - Grades
 - Outcomes
 - Badges
 - Backup
 - Restore
 - Import**
 - Publish

1. Course selection ▶ 2. Initial settings ▶ 3. Schema settings ▶ 4. Confirmation and review ▶ 5. Perform import ▶ 6. Complete

Backup settings

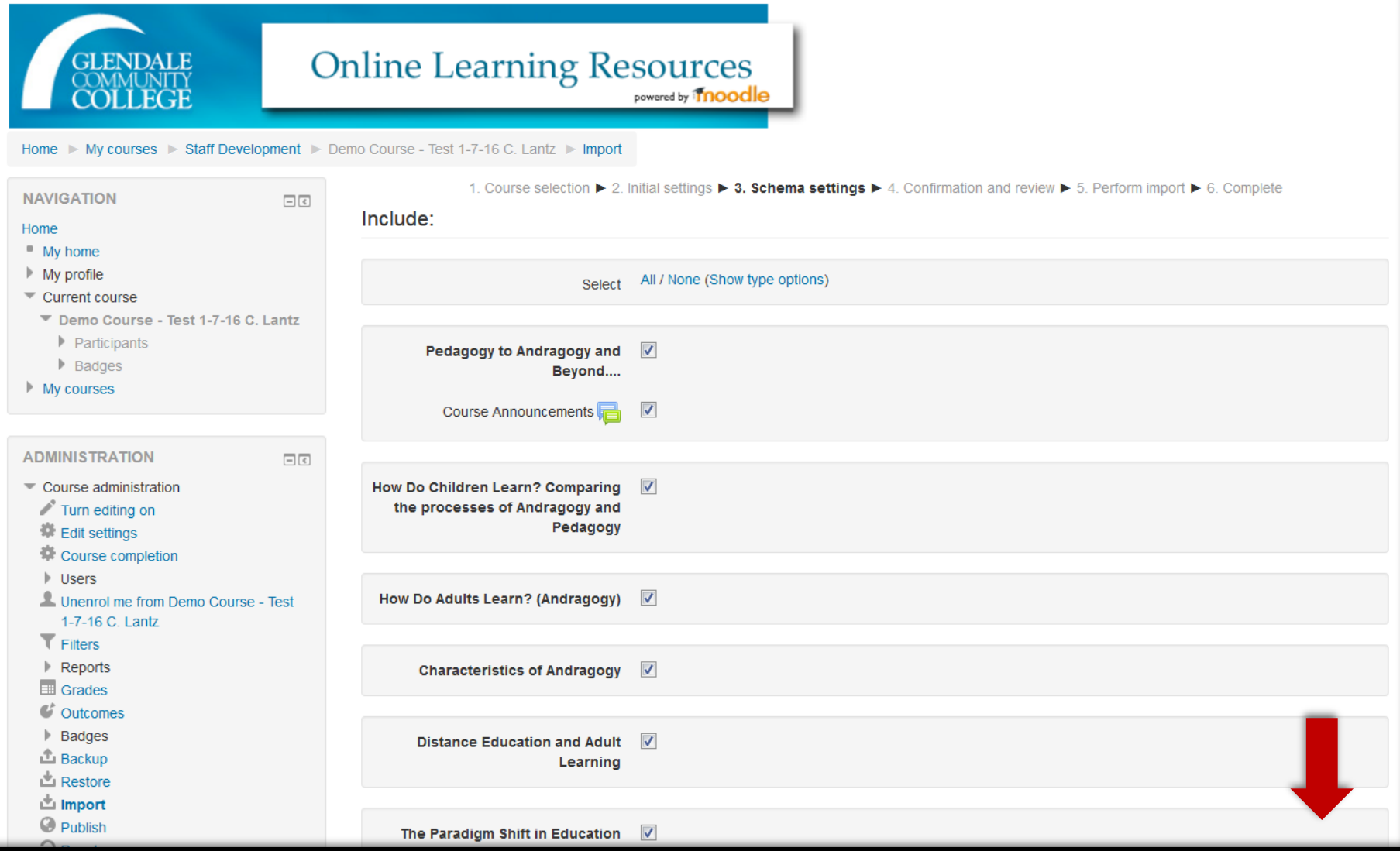
- Include activities and resources
- Include blocks
- Include filters
- Include calendar events
- Include question bank

Cancel

Next



This will take you to the “Backup settings” page where you can choose the items you want to move. Leave these all checked. Click “Next”.



GLENDALE COMMUNITY COLLEGE Online Learning Resources powered by **moodle**

Home ▶ My courses ▶ Staff Development ▶ Demo Course - Test 1-7-16 C. Lantz ▶ Import

1. Course selection ▶ 2. Initial settings ▶ **3. Schema settings** ▶ 4. Confirmation and review ▶ 5. Perform import ▶ 6. Complete

Include:

Select [All / None \(Show type options\)](#)

- Pedagogy to Andragogy and Beyond....
- Course Announcements
- How Do Children Learn? Comparing the processes of Andragogy and Pedagogy
- How Do Adults Learn? (Andragogy)
- Characteristics of Andragogy
- Distance Education and Adult Learning
- The Paradigm Shift in Education

A red arrow points to the 'Distance Education and Adult Learning' item.

On this next page, you will have an opportunity to pick and choose what you want to move by checking or unchecking the boxes next to the item. Click “Next” at the bottom of the page.



Online Learning Resources

powered by **moodle**

[Home](#) ▶ [My courses](#) ▶ [Staff Development](#) ▶ [Demo Course - Test 1-7-16 C. Lantz](#) ▶ [Import](#)

NAVIGATION

Home

- My home
- My profile
- Current course
 - Demo Course - Test 1-7-16 C. Lantz
 - Participants
 - Badges
 - My courses

ADMINISTRATION

- Course administration
 - Turn editing on
 - Edit settings
 - Course completion
 - Users
 - Unenrol me from Demo Course - Test 1-7-16 C. Lantz
 - Filters
 - Reports
 - Grades
 - Outcomes
 - Badges
 - Backup
 - Restore
 - Import**
 - Publish

1. Course selection ▶ 2. Initial settings ▶ 3. Schema settings ▶ **4. Confirmation and review** ▶ 5. Perform import ▶ 6. Complete

Backup settings

- Include activities and resources ✓
- Include blocks ✓
- Include filters ✓
- Include calendar events ✓
- Include question bank ✓

Included items:

Pedagogy to Andragogy and Beyond.... ✓

Course Announcements ✓

How Do Children Learn? Comparing the processes of Andragogy and Pedagogy ✓

How Do Adults Learn? (Andragogy) ✓



This next page confirms your choices. Click "Next".


Site administration

Distance Education and Adult Learning ✓

The Paradigm Shift in Education ✓

Divergent Thinking and Active Learning ✓

Idea Share for Best Practices ✓

Brainstorming.... What do YOU think?! ✓


Segue to 21st Century Learning ✓

Topic 9 ✓

Topic 10 ✓



There are required fields in this form marked *.

[Moodle Docs for this page](#)You are logged in as [Connie Lantz](#) (Log out)
[Demo Course - Test 1-7-16 C. Lantz](#)

Now, click "Perform import".



Home ▶ My courses ▶ Staff Development ▶ Demo Course - Test 1-7-16 C. Lantz ▶ Import

NAVIGATION

Home

- My home
- My profile
- Current course
 - Demo Course - Test 1-7-16 C. Lantz
 - Participants
 - Badges
 - My courses

ADMINISTRATION

- Course administration
 - Turn editing on
 - Edit settings
 - Course completion
 - Users
 - Unenrol me from Demo Course - Test 1-7-16 C. Lantz
 - Filters
 - Reports
 - Grades
 - Outcomes
 - Badges
 - Backup
 - Restore
 - Import
 - Publish

Import complete. Click continue to return to the course.

Continue



Once the process is complete, you will see this green banner that directs you to click the “Continue” button.



Online Learning Resources

powered by **noodle**

Home ▶ My courses ▶ Staff Development ▶ Demo Course - Test 1-7-16 C. Lantz

Turn editing on

NAVIGATION

Home

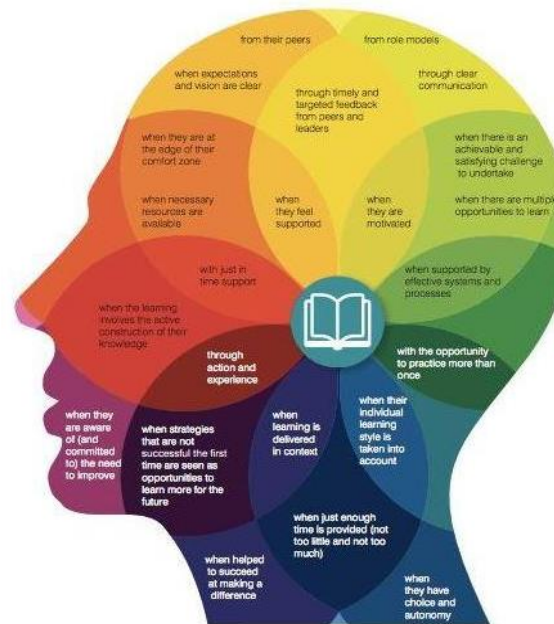
- My home
- ▶ My profile
- ▼ Current course
 - ▼ Demo Course - Test 1-7-16 C. Lantz
 - ▶ Participants
 - ▶ Badges
 - ▶ My courses

ADMINISTRATION

- ▼ Course administration
 - ✎ Turn editing on
 - ⚙ Edit settings
 - ⚙ Course completion
 - ▶ Users
 - 👤 Unenrol me from Demo Course - Test 1-7-16 C. Lantz
 - 🔍 Filters
 - ▶ Reports
 - 📊 Grades
 - 📄 Outcomes
 - ▶ Badges
 - 📁 Backup
 - 🔄 Restore
 - 📄 Import
 - 📄 Publish
 - 🔄 Reset

Pedagogy to Andragogy and Beyond....

Adults learn best ...



Andragogy

Your progress ?

SEARCH FORUMS

[Advanced search ?](#)

LATEST NEWS

[Add a new topic...](#)

(No news has been posted yet)

UPCOMING EVENTS

There are no upcoming events

[Go to calendar...](#)
[New event...](#)

RECENT ACTIVITY

Activity since Thursday, 7 January 2016, 1:22 PM

[Full report of recent activity...](#)
No recent activity

Your old course materials are now loaded into your new course shell!



Online Learning Resources

powered by **moodle**

[Home](#) ▶ [My courses](#) ▶ [Staff Development](#) ▶ [Demo Course - Test 1-7-16 C. Lantz](#) ▶ [Edit settings](#)

NAVIGATION

[Home](#)

▪ [My home](#)

▶ [My profile](#)

▼ [Current course](#)

▼ [Demo Course - Test 1-7-16 C. Lantz](#)

▶ [Participants](#)

▶ [Badges](#)

▶ [My courses](#)

ADMINISTRATION

▼ [Course administration](#)

✎ [Turn editing on](#)

⚙️ [Edit settings](#)

⚙️ [Course completion](#)

▶ [Users](#)

👤 [Unenrol me from Demo Course - Test 1-7-16 C. Lantz](#)

🔍 [Filters](#)

▶ [Reports](#)

📅 [Grades](#)

🔄 [Outcomes](#)

▶ [Badges](#)

📦 [Backup](#)

🔄 [Restore](#)

📦 [Import](#)

Edit course settings

▼ General

Course full name* ⓘ

Course short name* ⓘ

Course category ⓘ

Visible ⓘ

Course start date ⓘ

Course ID number ⓘ

▼ Description

Course summary ⓘ

Paragraph **B** *I*



Now you can go to “Edit settings” in the Administration block to unhide your course and reset the course start date!

Online Distance
Education Classes

Moodle Login

[Student Center](#)

[Faculty Center](#)

[Accessibility](#)

[Contact](#)

[Instructional
Resources](#)

[What Distance
Education Formats
Does GCC Offer?](#)

[What Must I know
Before I Enroll in a
Distance Education
class?](#)

[How Often Do I Have
to Be Online in a
Distance Education
Course?](#)

[What is GCC's
Distance Education
Attendance &
Participation Policy?](#)



Online Learning Resources

powered by 

[Class Schedule](#) » [Online Distance Education Classes](#)

[Share & Bookmark](#) [Font Size](#) [Print](#)

Moodle Login

Welcome to Glendale Community College's Moodle Login page!

**For Moodle questions ONLY, please contact the
Instructional Technology Help Desk for 24/7 assistance
818-240-1000 ext. 3457 option 3.**

[Moodle Help Live Chat Center](#)

Please note: For security reasons, you are required to change your default password the first time you log in. We highly recommend that you change your default password to a stronger, more complex password to protect the confidentiality and integrity of your personal information.

If you need any help, the 24/7 help contact info in on the first page in ONLINE CLASSES section of the main glendale.edu website. My contact info is listed there as well in the "Contact" section, and we can schedule a one-on-one session to step through the process if you like. ~Connie Lantz (3458)