

A Beginner's Guide To English Grammar

Noncredit ESL
Glendale Community College
TEACHER'S EDITION
FARSI

****Farsi is written and read from right to left.****

Concept by: Deborah Robiglio

Created by: Edwin Fallahi, Rocio Fernandez, Glenda Gartman, Robert Mott, and Deborah Robiglio

Farsi translation: Edwin Fallahi

Acknowledgements: The authors would like to thank the Noncredit ESL students who inspired the creation of this guide. In addition, Jane DiLucchio, Helen Merriman, Dr. Karen Ferkich-Holden, Mary Stone, Anahit Kusheryan and to all members of the Continuing and Community Education Division who encouraged and guided us in countless ways and provided the tools and resources we needed to get the job done.

Images provided by: JUPITERIMAGES and Microsoft Clip Art Gallery

Original artwork by: Nola Lunstedt

© 2008 by *Glendale Community College*. All rights reserved. No part of this work may be reproduced or distributed in any form, or stored in a data base or retrieval system, without the prior written permission of the publisher.




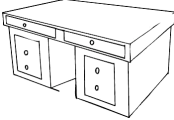


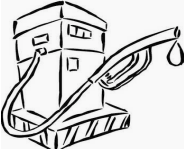




















Information to the student:

This booklet will greatly help you learn English! It is full of rules and examples that your English language teachers have carefully decided are most important to your beginning English success. We have translated them to aid your understanding. But, it is only a beginning tool. And like any tool, it must be used repeatedly to become effective. Also, this booklet will require other tools as your need to build English competency grows. Learning a second language is a complex process and as you advance you will find more details and some exceptions to the rules and guidelines offered in this guide. Even so, enjoy this wonderful booklet and use its contents with confidence that you have some important tools to start you well on your way to your English goals!

Table of Contents

English Alphabet	1
Subject Pronouns	2
Be (am, is, are)	3
Articles	10
Singular Nouns and Plural Nouns	11
There is/There are	12
Demonstratives (this, that, these, those)	13
Possessive Adjectives and Possessive Pronouns	15
Simple Present	17
Present Continuous	21
Prepositions	25
Imperatives	27
Question Words	28
Be (was, were)	29
Parts of Speech	30

English Alphabet

<p>Aa</p> 	<p>Bb</p> 	<p>Cc</p> 		<p>Dd</p> 
<p>Ee</p> 	<p>Ff</p> 	<p>Gg</p> 		<p>Hh</p> 
<p>Ii</p> 	<p>Jj</p> 	<p>Kk</p> 	<p>Ll</p> 	<p>Mm</p> 
<p>Nn</p> 	<p>Oo</p> 	<p>Pp</p> 	<p>Qq</p> 	<p>Rr</p> 
<p>Ss</p> 		<p>Tt</p> 	<p>Uu</p> 	<p>Vv</p> 
<p>Ww</p> 	<p>Xx</p> 	<p>Yy</p> 		<p>Zz</p> 

The letters represent more than 40 sounds.

Vowels: a e i o u and sometimes y.

Consonants: b c d f g h j k l m n p q r s t v w x y z

Subject Pronouns

Subject pronouns take the place of a noun.

📖 In Farsi, similar forms are used. There are formal and informal forms for the pronoun *you*. Pronouns can be omitted because a conjugated verb implies which pronoun is used.

English

Farsi

I



من

You



تو ، شما (خطاب رسمی ، غیر رسمی و در حالت جمع)

He



او (مذکر)

She



او (مونث)

It



آن (اشیاء و حیوانات)

We



ما

They



آنها

Be (am, is, are)

The verb *be* is used to express existence, temporary condition or permanent status. It has three different forms (am, is, are) in the present tense. Please see page 8 for more information.

📖 In Farsi, the equivalent of the verb *be* is also conjugated.

Positive

I am →	من هستم.	We are →	ما هستیم.
You are →	تو هستی.	You are →	شما هستید.
He is →	او هست.	They are →	آنها هستند.
She is →	او هست.		
It is →	آن هست.		



Examples:

I am happy.
من خوشحال هستم.

They are happy.
آنها خوشحال هستند.

Contractions


Use an apostrophe (') to combine the pronoun and *be* (am, is are).

📖 In Farsi, contractions do not exist.

I'm	→	هستم.	We're	→	هستیم.
You're	→	هستی.	You're	→	هستید.
He's	→	هست.	They're	→	هستند.
She's	→	هست.			
It's	→	هست.			



Examples: I'm happy.
من خوشحال هستم.



They're happy.
آنها خوشحال هستند.

Negative

Use *not* after *be* (am, is, are) to form a negative phrase or sentence.

☞ In Farsi, the negation prefix /n/ is added to the conjugated form of the equivalent *be* verb.

I am not →	من نیستم.	We are not →	ما نیستیم.
You are not →	تو نیستی.	You are not →	شما نیستید.
He is not →	او نیست.	They are not →	آنها نیستند.
She is not →	او نیست.		
It is not →	آن نیست.		



Examples: I am not sad.
من غمگین نیستم.

They are not sad.
آنها غمگین نیستند.

Negative Contractions

Combine the pronoun with the verb and add *not*.

📖 In Farsi, contractions do not exist.

I'm not →	من نیستم.	We're not →	ما نیستیم.
You're not →	تو نیستی.	You're not →	شما نیستید.
He's not →	او نیست.	They're not →	آنها نیستند.
She's not →	او نیست.		
It's not →	آن نیست.		



Examples: **I'm not sad.**
من غمگین نیستم.

They're not sad.
نها غمگین نیستند.

Questions


To form questions, place *be* (am, is, are) at the beginning of the sentence. Add a question mark (?) at the end of the sentence.

☞ In Farsi, questions are made by adding the question forming word "Aya" and having a rising intonation. A question mark is placed at the left end of the sentence.

They are married.

They **are** married.

Are they married?



Are they married?
آیا آنها متاهل هستند؟

Yes, they are married. بلی، آنها متاهل هستند.

No, they are not married. خیر، آنها متاهل نیستند.

Am I married? →	آیا من متاهل هستم؟	Are we married? →	آیا ما متاهل هستیم؟
Are you married? →	آیا تو متاهل هستی؟	Are you married? →	آیا شما متاهل هستید؟
Is he married? →	آیا او متاهل هست؟	Are they married? →	آیا آنها متاهل هستند؟
Is she married? →	آیا او متاهل هست؟		
Is it a book? →	آیا آن کتاب هست؟		

Uses of the verb be (am, is, are):

The verb *be* is used for different purposes.

Long Form

Short Form

• Place of origin زادگاه	I am from Mexico. من اهل مکزیک هستم.	I'm from Mexico. من اهل مکزیک هستم.
• Age سن	He is 25 years old. او ۲۵ ساله است.	He's 25 years old. او ۲۵ ساله است.
• Weather آب و ه	It is hot. هوا گرم است.	It's hot. هوا گرم است.
• Time زمان ساعت	It is 6:00 o'clock. ساعت ۶:۰۰ است.	It's 6:00 o'clock. ساعت ۶:۰۰ است.
• Description شرح و توصیف کس یا جایی	They are tall. آنها قد بلند هستند.	They're tall. آنها قد بلند هستند.
• Price قیمت	It is \$25.00. قیمتش ۵۲۰۰ \$ است.	It's \$25.00. قیمتش ۵۲۰۰ \$ است.
• Location مکان	We are in class. ما در کلاس هستیم.	We're in class. ما در کلاس هستیم.
• Occupation شغل یا حرفه	You are a teacher. شما معلم هستید.	You're a teacher. شما معلم هستید.
• Location Տեղ, վայր	We are in class. Մենք դասարանում ենք:	We're in class. Մենք դասարանում ենք:
• Occupation Մասնագիտություն	You are a teacher. Դու դասատու ես:	You're a teacher. Դու դասատու ես:

Be (am, is, are)

Positive

I am	→	من هستم.	We are	→	ما هستیم.
You are	→	تو هستی.	You are	→	شما هستید.
He is	→	او هست.	They are	→	آنها هستند.
She is	→	او هست.			
It is	→	آن هست.			

Negative

I am not	→	من نیستم.	We are not	→	ما نیستیم.
You are not	→	تو نیستی.	You are not	→	شما نیستید.
He is not	→	او نیست.	They are not	→	آنها نیستند.
She is not	→	او نیست.			
It is not	→	آن نیست.			

Questions

Am I married?	→	آیا من متاهل هستم؟	Are we married?	→	آیا ما متاهل هستیم؟
Are you married?	→	آیا تو متاهل هستی؟	Are you married?	→	آیا شما متاهل هستید؟
Is he married?	→	آیا او متاهل هست؟	Are they married?	→	آیا آنها متاهل هستند؟
Is she married?	→	آیا او متاهل هست؟			
Is it a book?	→	آیا آن کتاب هست؟			

Articles - a an

The indefinite articles *a* and *an* are used before singular, countable, and non-specific nouns. Use *a* before a noun that begins with a consonant sound. Use *an* before a noun that begins with a vowel sound.

📖 In Farsi, the equivalent of *a* and *an* is used before singular nouns regardless of the beginning sound.

a


a student



a teacher



a classroom



a pencil



a uniform
/Y/



a house



an

an eraser



an apple



an octopus



an iguana



an umbrella



an hour
/h/



Singular Nouns and Plural Nouns

A singular noun represents one noun. A plural noun represents two or more of the same noun. Add *s* to change a singular noun to a plural noun.

☞ In Farsi, two different endings are added to change a singular noun to a plural noun.

Singular Nouns

desk

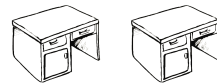


book

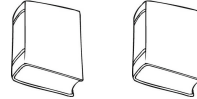


Plural Nouns

desks



books



Irregular Plural Nouns

They change their spelling from the singular to plural form.

Singular Nouns

woman



man



child



person



Plural Nouns

women



men



children



people



There is/There are

There is and *there are* are used to talk about existing conditions. Use *there is* with singular conditions. Use *there are* with plural conditions

📖 In Farsi, similar forms exist.



There is وجود دارد

There is a teacher.

→ معلمی وجود دارد. معلمی است.

There is a chalkboard.

→ تخته سیاهی است. تخته سیاهی وجود دارد.

There are وجود دارند

There are two students.

→ دو دانش آموز وجود دارند.

There are two computers.

→ دو عدد کامپیوتر وجود دارند.

There are desks.

→ میزهایی وجود دارند.

Demonstratives

(This, That, These, Those)

Demonstratives indicate that a noun is singular or plural and near to or far from the speaker. They can be pronouns or adjectives.

📖 In Farsi, similar forms exist.

	Near نزدیک	Far دور
Singular مفرد	this این	that آن
Plural جمع	these اینها	those آنها

Examples

Demonstrative Adjectives

This dog is little.

این سگ کوچک است.



These dogs are little.

این سگها کوچک هستند.




That dog is big.

آن سگ بزرگ است.



Those dogs are big.

آن سگها بزرگ هستند.



Demonstrative Pronouns

This is a little dog.

این سگی کوچک است.




These are little dogs.

اینها سگهای کوچکی هستند.




That is a big dog.

آن سگی بزرگ است.



Those are big dogs.

انها سگهای بزرگی هستند.



Possessive Adjectives and Possessive Pronouns

Possessive adjectives and possessive pronouns are used to talk about possession. Possessive adjectives are followed by nouns. Possessive pronouns are not followed by nouns.

📖 In Farsi, similar forms exist.

<u>Pronouns</u>	<u>Possessive Adjectives</u>	<u>Possessive Pronouns</u>
I	my house خانه من خانه ام	mine مال من
you	your house خانه تو خانه ات	yours مال تو
he	his house خانه او خانه اش	his مال او
she	her house خانه او خانه اش	hers مال او
it	its house خانه آن خانه اش	--
we	our house خانه ما خانه مان	ours مال ما
they	their house خانه آنها خانه شان	theirs مال آنها

Possessive Adjectives

Possessive Pronouns

My house is new. خانه من جدید است.

The new house is mine. خانه جدید مال من است.

Your pen is blue. قلم تو (شما) آبی است.

The blue pen is yours. قلم آبی مال تو است.

His house is old. خانه او قدیمی است.

The old house is his. خانه قدیمی مال او است.

Our cat is big. گربه ما بزرگ است.

The big cat is ours. گربه بزرگ مال ما است.

Their dog is noisy. سگ آنها پر سرو صدا است.

The noisy dog is theirs. سگ پر سرو صدا مال آنهاست.

Possessive Adjectives in English and Farsi

my	مال من	our	مال ما
your	مال تو	your	مال شما
his	مال او (مذکر)	their	مال آنها
her	مال او (مونث)		
its	مال آن		

Possessive Pronouns in English and Farsi

mine	مال من	ours	مال ما
yours	مال تو	yours	مال شما
his	مال او (مذکر)	theirs	مال آنها
hers	مال او (مونث)		
*its	مال آن		

**Its is not used as a possessive pronoun in English, but it can be used as a possessive pronoun in Farsi.*




Simple Present

A verb tense that is used for regular actions and general truths.

📖 In Farsi, the simple present form exists and verb conjugations change with each pronoun.

Positive

I eat. →	من می خورم.	We eat. →	ما می خوریم.
You eat. →	تو می خوری.	You eat. →	شما می خورید.
He eats. →	او می خورد.	They eat. →	آنها می خورند.
She eats. →	او می خورد.		
It eats. →	آن می خورد.		



Examples: He eats a sandwich.

ساندویچ می خورد.

Examples: They eat a sandwich.



آنها ساندویچ می خورند.

Negative

Do or *does* is needed as a helping verb in the simple present to form negative statements. Add *not* after *do* or *does*.

📖 In Farsi, the negation prefix /n/ is added to the verb.

I do not eat. → من نمی خورم.	We do not eat. → ما نمی خوریم.
You do not eat. → تو نمی خوری.	You do not eat. → شما نمی خورید.
He does not eat. → او نمی خورد.	They do not eat. → آنها نمی خورند.
She does not eat. → او نمی خورد.	
It does not eat. → آن نمی خورد.	



Examples: He does not eat apples.

او سیب نمی خورد.

They do not eat apples.

آنها سیب نمی خورند.

Questions

Do or *does* is needed as a helping verb in the simple present to form questions. Place *do* or *does* at the beginning of the sentence. Add a question mark (?) at the end of the sentence.

☞ In Farsi, questions are made by adding the question forming word "Aya" and having a rising intonation. A question mark is placed at the left end of the sentence.

He eats a sandwich.

_____ he eat a sandwich?

Does he eat a sandwich?

↑
Does



Does he eat a sandwich?

آیا او ساندویچ می خورد؟

Yes, he does. . او ساندویچ می خورد.

No, he doesn't. . خیر، او ساندویچ نمی خورد.

Do I eat? →	آیا من می خورم؟	Do we eat? →	آیا ما می خوریم؟
Do you eat? →	آیا تو می خوری؟	Do you eat? →	آیا شما می خورید؟
Does he eat? →	آیا او می خورد؟	Do they eat? →	آیا آنها می خورند؟
Does she eat? →	آیا او می خورد؟		
Does it eat? →	آیا آن می خورد؟		

Simple Present

Positive

I eat.	→	من می خورم.	We eat.	→	ما می خوریم.
You eat.	→	تو می خوری.	You eat.	→	شما می خورید.
He eats.	→	او می خورد.	They eat.	→	آنها می خورند.
She eats.	→	او می خورد.			
It eats.	→	آن می خورد.			

Negative

I do not eat.	→	من نمی خورم.	We do not eat.	→	ما نمی خوریم.
You do not eat.	→	تو نمی خوری.	You do not eat.	→	شما نمی خورید.
He does not eat.	→	او نمی خورد.	They do not eat.	→	آنها نمی خورند.
She does not eat.	→	او نمی خورد.			
It does not eat.	→	آن نمی خورد.			

Questions

Do I eat?	→	آیا من می خورم؟	Do we eat?	→	آیا ما می خوریم؟
Do you eat?	→	آیا تو می خوری؟	Do you eat?	→	آیا شما می خورید؟
Does he eat?	→	آیا او می خورد؟	Do they eat?	→	آیا آنها می خورند؟
Does she eat?	→	آیا او می خورد؟			
Does it eat?	→	آیا آن می خورد؟			

Present Continuous

A verb tense that shows action is happening now. The verb *be* (am, is, are) is needed as a helping verb to form statements and questions.

📖 In Farsi, a similar form exists.

Positive

I am working. →	من دارم کار می کنم.	We are working. →	ما داریم کار می کنیم.
You are working. →	تو داری کار می کنی.	You are working. →	شما دارید کار می کنید.
He is working. →	او دارد کار می کند.	They are working. →	آنها دارند کار می کنند.
She is working. →	او دارد کار می کند.		
It is working. →	آن دارد کار می کند.		



Examples: She is working right now.

او در حال حاضر کار می کند.



They are working right now.

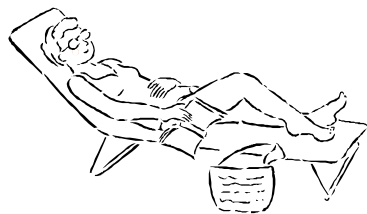
آنها دارند کار می کنند.

Negative

Use the verb *be* (am, is, are) followed by *not* to form negative statements.

📖 In Farsi, the negation prefix /n/ is added to the verb.

I am not working. →	من در حال حاضر کار نمی‌کنم.	We are not working. →	ما در حال حاضر کار نمی‌کنیم.
You are not working. →	تو در حال حاضر کار نمی‌کنی.	You are not working. →	شما در حال حاضر کار نمی‌کنید.
He is not working. →	او در حال حاضر کار نمی‌کند.	They are not working. →	آنها در حال حاضر کار نمی‌کنند.
She is not working. →	او در حال حاضر کار نمی‌کند.		
It is not working. →	آن در حال حاضر کار نمی‌کند.		



Examples: She is not working right now.
او در حال حاضر کار نمی‌کند.

They are not working right now.
آنها در حال حاضر کار نمی‌کنند.

Questions

To form questions, place *be* (am, is, are) at the beginning of the sentence. Add a question mark (?) at the end of the sentence.

☞ In Farsi, questions are made by adding the question forming word "Aya" and having a rising intonation. A question mark is placed at the left end of the sentence.

She is working now.

She is working now.

Is she working now?



Is she working right now?
آیا او در حال حاضر کار می کند؟

Yes, she is. بلی، او در حال حاضر کار می کند.

No, she is not. خیر، او در حال حاضر کار نمی کند.

Am I working? →	آیا من دارم کار می کنم؟	Are we working? →	آیا ما داریم کار می کنیم؟
Are you working? →	آیا تو داری کار می کنی؟	Are you working? →	آیا شما دارید کار می کنید؟
Is he working? →	آیا او دارد کار می کند؟	Are they working? →	آیا آنها دارند کار می کنند؟
Is she working? →	آیا او دارد کار می کند؟		
Is it working? →	آیا آن دارد کار می کند؟		

Present Continuous

Positive

I am working. →	من در حال حاضر کار می‌کنم.	We are working. →	ما در حال حاضر کار می‌کنیم.
You are working. →	تو در حال حاضر کار می‌کنی.	You are working. →	شما در حال حاضر کار می‌کنید.
He is working. →	او در حال حاضر کار می‌کند.	They are working. →	آنها در حال حاضر کار می‌کنند.
She is working. →	او در حال حاضر کار می‌کند.		
It is working. →	آن در حال حاضر کار می‌کند.		

Negative

I am not working. →	من در حال حاضر کار نمی‌کنم.	We are not working. →	ما در حال حاضر کار نمی‌کنیم.
You are not working. →	تو در حال حاضر کار نمی‌کنی.	You are not working. →	شما در حال حاضر کار نمی‌کنید.
He is not working. →	او در حال حاضر کار نمی‌کند.	They are not working. →	آنها در حال حاضر کار نمی‌کنند.
She is not working. →	او در حال حاضر کار نمی‌کند.		
It is not working. →	آن در حال حاضر کار نمی‌کند.		




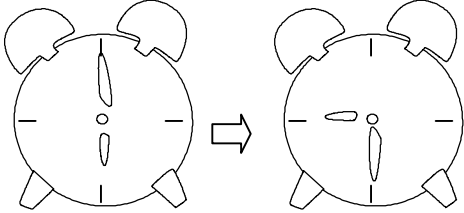
Questions




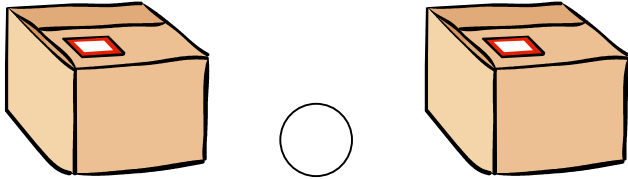

Am I working? →	آیا من در حال حاضر کار می‌کنم؟	Are we working? →	آیا ما در حال حاضر کار می‌کنیم؟
Are you working? →	آیا تو در حال حاضر کار می‌کنی؟	Are you working? →	آیا شما در حال حاضر کار می‌کنید؟
Is he working? →	آیا او در حال حاضر کار می‌کند؟	Are they working? →	آیا آنها در حال حاضر کار می‌کنند؟
Is she working? →	آیا او در حال حاضر کار می‌کند؟		
Is it working? →	آیا آن در حال حاضر کار می‌کند؟		

Prepositions

Prepositions are usually used to show where something is located or when something happens. Prepositions link nouns and pronouns to another element in the sentence.

📖 In Farsi, similar forms exist.

from	 I am from Iran. من اهل ایران هستم.
to	 I go to work. من به سر کار می روم.
at	 I go to school at 6:00 p.m. من سر ساعت 6:00 به مدرسه می روم.
from...to	 I go to school from 6:00 p.m. to 9:30 p.m. من از ساعت 6:00 تا 9:30 در مدرسه هستم.

<p>in</p>	 <p>The ball is in the box. توپ داخل جعبه است.</p>
<p>on</p>	 <p>The ball is on the box. توپ روی جعبه است.</p>
<p>next to</p>	 <p>The ball is next to the box. توپ کنار جعبه است.</p>
<p>between</p>	 <p>The ball is between the boxes. توپ مابین جعبه ها است.</p>
<p>under</p>	 <p>The ball is under the box. توپ زیر جعبه است.</p>

Imperatives

Imperatives are commands.




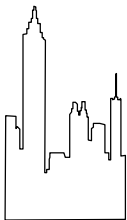


📖 In Farsi, similar forms are used. In addition, there are formal and informal forms for the pronoun *you*.

<p>Listen. گوش کنید.</p> 	<p>Point. اشاره کنید.</p> 	
<p>Read. بخوانید.</p> 	<p>Open your book. کتابتان را باز کنید.</p> 	
<p>Write. بنویسید.</p> 	<p>Repeat. تکرار کنید.</p> 	
<p>No talking. صحبت نکنید.</p> 	<p>Practice with your partner. با همکلاسی خود تمرین کنید.</p> 	
<p>Raise your hand. دستتان را بالا ببرید.</p> 	<p>No cheating. تقلب نکنید.</p> 	

Question Words

Question words are used to ask questions.

📖 In Farsi, similar forms exist.

	<p>Who refers to a person.</p> <p>Who is he? He is my teacher.</p>	چه کسی
	<p>What refers to a thing.</p> <p>What is it? It is a book.</p>	چه، چه چیزی
	<p>When refers to time.</p> <p>When is your English class? It is at 6:00 p.m.</p>	چه وقت، کی
	<p>Where refers to location.</p> <p>Where do you live? I live in Glendale.</p>	کجا
	<p>How much refers to non-count nouns.</p> <p>How much rice do you want? I want a bowl of rice.</p>	چه مقدار
	<p>How many refers to count nouns.</p> <p>How many eggs do you want? I want three eggs.</p>	چند تا

Be (was, were)

Was and *were* are the simple past form of the verb *be*. It is used to describe the past.

📖 In Farsi, the simple past form of the verb *be* exists.



Simple Past- Yesterday

Was ←
Was ←
Were ←

Simple Present - Today

Am
Is
Are

Examples:

Simple Past

گذشته ساده

I **was** sick yesterday.

من دیروز مریض بودم.

It **was** hot yesterday.

دیروز هوا گرم بود.

We **were** in class yesterday.

ما دیروز در کلاس بودیم.

You **were** a student last year.

شما سال گذشته دانش آموز بودید.

Simple Present

حال ساده

I **am** sick today.

من امروز مریض هستم.

It **is** hot today.

امروز هوا گرم است.

We **are** in class today.

ما امروز در کلاس هستیم.

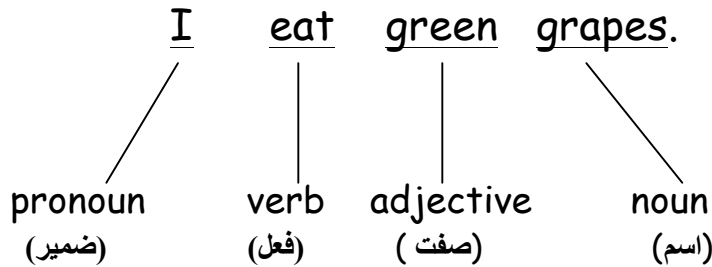
You **are** a student this year.

شما امسال دانش آموز هستید.

Parts of Speech

Parts of speech are the words that form a sentence. *Parts of speech* have a grammatical purpose.

📖 In Farsi, similar forms exist.



1. **Noun (اسم):** a noun is a word that names a person, place, thing, or idea.

Examples: People (اشخاص) *brother, teacher, man, Susan*
Places (مکان جا) - *bank, city, classroom, store*
Things (چیز اشیا) - *book, pencil, shirt, door*
Ideas (اسم معنی) - *love, health, religion, freedom*

2. **Pronoun (ضمير):** a pronoun is a word that takes the place of a noun.

Example: *Susan* lives in Glendale. *She* is American.

3. **Adjective (صفت):** an adjective is a word that modifies (gives more information about) a noun or a pronoun.

Example: He is a *good* teacher.

4. **Verb (فعل):** a verb is a word that shows action or links another word to the subject.

Example: I *eat* lunch. The teacher *is* hungry.